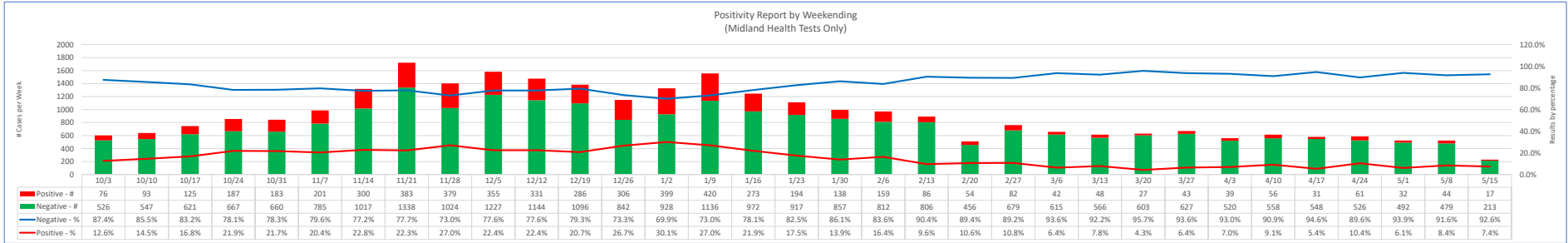
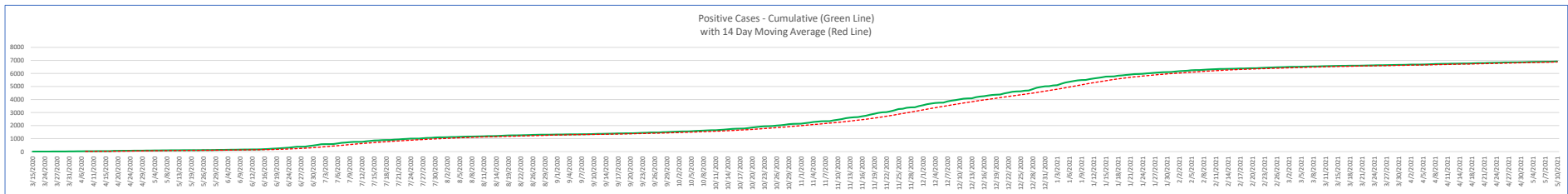
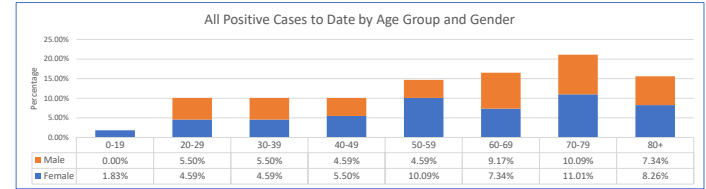
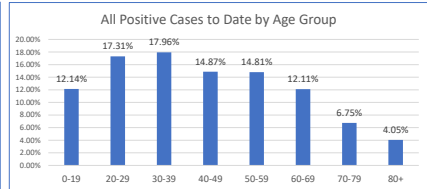
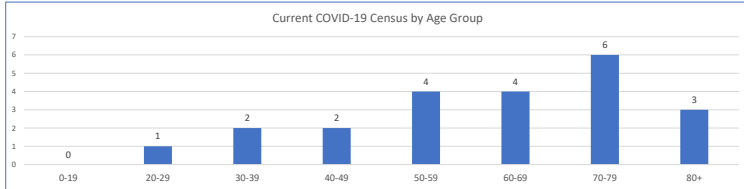
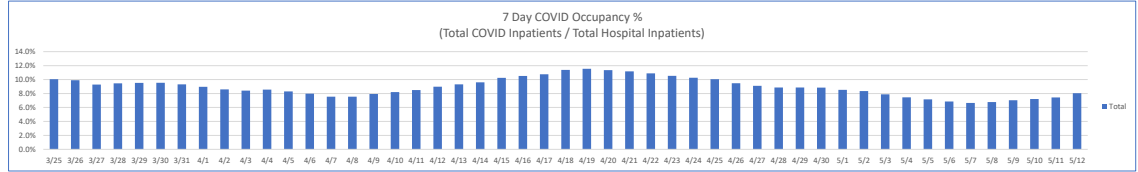


Midland Health COVID-19 Summary Statistics

Last Update: 05/12/21 08:18 AM

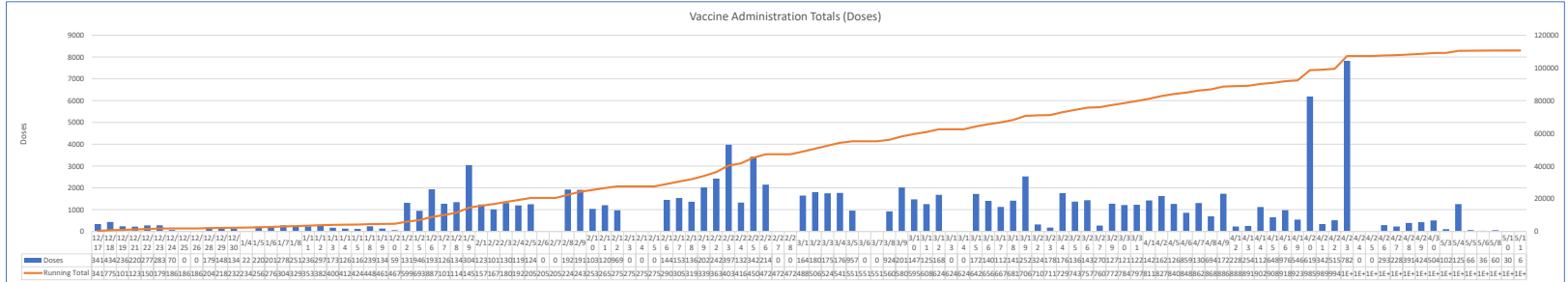
Current Hospital Census (All COVID Inpatients)		
COVID Status	# Inpatients	On Ventilator
Active	19	3
Convalescing	3	1
COVID Total	22	4

Hospital Occupancy	
Inpatient Rooms	Rooms Occupied
248	200



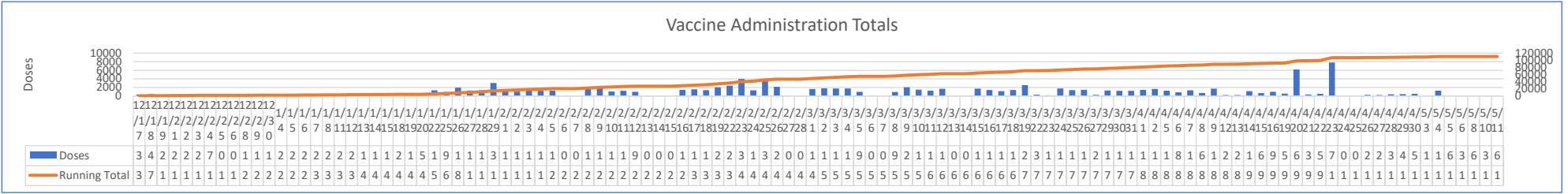
12/17/2020 - Convalescing COVID-19 Inpatients Added to Dashboard Totals / (4/22/2021) added COVID occupancy 7 day average chart *** Total COVID Inpatients/Total Hospital Inpatients Convalescing COVID-19 patients have tested positive over 20 days ago and no longer require isolation (per CDC guidelines), but still require hospital care to treat complications caused by the COVID-19 virus

Vaccination Totals	
This Week	36
Last Week	1517
This Month	29388
Last Month	29388
Total	110665



COVID-19 Vaccination Administration Report

Last Update: 05/12/21 08:18 AM



Location	Yesterday	This Week	Last Week	This Month	Last Month	Total
Midland Health - Ashton Lodge		6				6
Midland Health - Casa De Amigos				113	113	413
Midland Health - Chevron			20			20
Midland Health - Dialysis Center			5	42	42	722
Midland Health - Diamondback			44	46	46	90
Midland Health - El Paso Food Pantry			42			42
Midland Health - Emergency Department				18	18	18
Midland Health - Employee Health	6	24	19	203	203	6,599
Midland Health - Encompass Rehab						66
Midland Health - EOG Resources				47	47	47
Midland Health - Farmer's Market			18			18
Midland Health - Field's Edge						12
Midland Health - Fort Davis (Jeff Davis Co.)						807
Midland Health - Garden City						373
Midland Health - Glasscock County				102	102	102
Midland Health - Golf Course Road CC						7,488
Midland Health - Hillcrest Manor						70
Midland Health - Horseshoe Arena				14,504	14,504	65,681
Midland Health - Langtry Village						84
Midland Health - Lee High School				69	69	69
Midland Health - Manor Park			6	9	9	455
Midland Health - Marfa (Presidio Co.)				498	498	1,590
Midland Health - Midland Christian (School)				45	45	211
Midland Health - Midland College			75	87	87	162
Midland Health - Midland High School				64	64	64
Midland Health - Midland Homebound		3		17	17	157
Midland Health - Migrant Facility				94	94	94
Midland Health - MISD			4	22	22	296
Midland Health - Ovintiv			36			36
Midland Health - Parker Place						60
Midland Health - Pioneer				35	35	35
Midland Health - Polo Park						98
Midland Health - Premier Admin				17	17	429
Midland Health - Rockwood Manor		3				3
Midland Health - Santa Rita Senior Center						81
Midland Health - SE Senior Center						120
Midland Health - Senior Life						60
Midland Health - Senior Link						48
Midland Health - Trinity (School)						72
Transfer - Big Bend Regional (Alpine, Brewster Co.)				36	36	1,748
Transfer - DSHS				5,850	5,850	5,850
Transfer - Endeavor/Marathon Health			24	156	156	180

Transfer - Graham's Pharmacy (Midland)					465
Transfer - HEB Wadley (Midland)					77
Transfer - Immunize El Paso			7,020	7,020	7,020
Transfer - Lubbock Covenant					150
Transfer - Marfa Country Clinic					885
Transfer - Martin County Hospital					1,372
Transfer - Presidio County Health Services (PCHS)					1,002
Transfer - Scenic Mountain					2,298
Transfer - United RX		1,170			1,170
Transfer - West Texas Allergy (Midland)		54	294	294	1,650
	6	36	1,517	29,388	29,388
					110,665